

## INTENDED USE


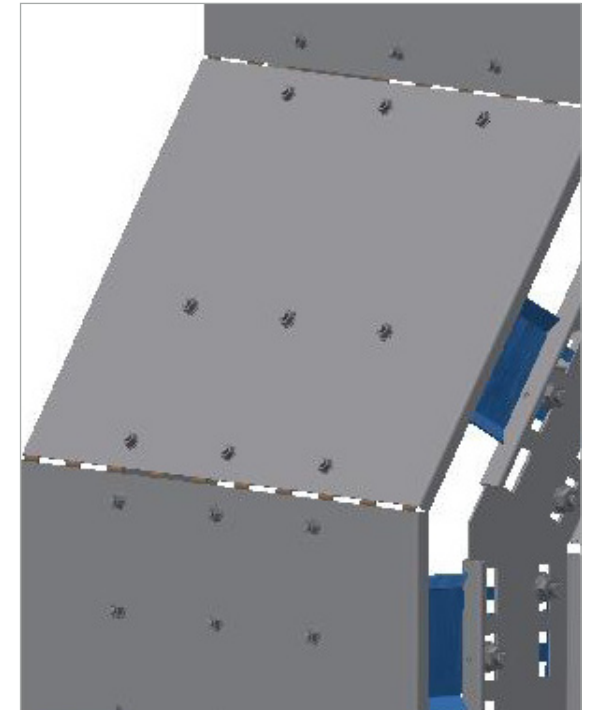
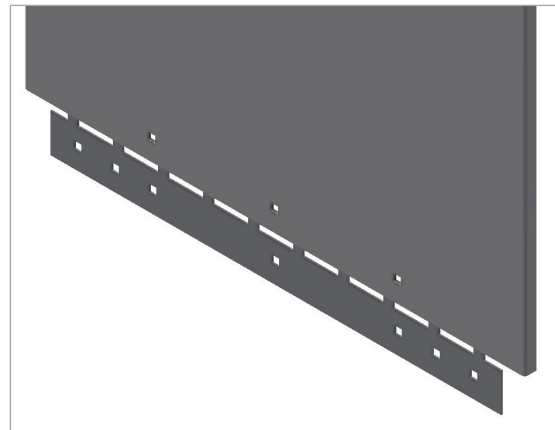
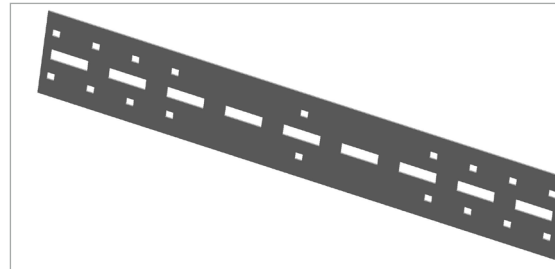
Flexible bendable cover splice for OE cable ladder covers where multiple angle transitions are required.

## INSTRUCTION FOR USE

Assemble the cover splice to the covers with self-locking bolts. Bend the Cover Splice to required angle by applying force to the covers.

The cover splice can also be bent to the right angle before assembling it to the covers. This can be done by assembling the cover splice between two wooden boards. Apply force by hand to bend the Splice to right angle. Use an angle protractor to find the exact angle. This method can be used when the OE cover is not rigid enough to bend the cover splice without deforming the cover. This can be the case for our largest covers with widths 600 and above.

The cover splice can be cut to fit other Cover sizes.



User Guide for Bolts:  
Recommended Torque