


INTENDED USE

INKO® module tubing clamp is designed for fast assembly to fit Oglænd cable tray lateral slots (Adapter brackets are available for longitudinal slots), Mekano® Channels, Hilti M10 channels and FoS. All clamp bodies are available with bases for bolting with M6, M10 and FoS (M12).


INSTRUCTION FOR USE

1. Install Bolted base unit to a mounting surface by supplied fasteners. Make sure there is no collision between bolt/stud and Tube.
2. Position the Lower clamp half into the module base.
 - 2.1. For non-grip installation place the adapter onto lower clamp half.
3. Install tubing line.
4. Add the Top tube clamp half.
5. Fix the lock plate with the max torque of 3Nm.

EXAMPLE OF CONNECTIONS




Cable tray connection



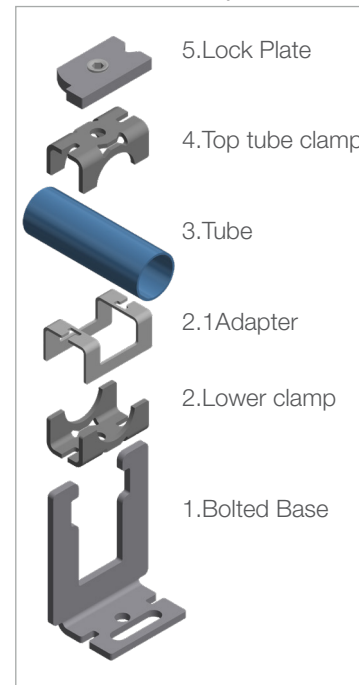
Connection to Triangular channel with M10 bolt

STACKING PRINCIPLE



NON-GRIP INSTALLATION

Free tube axial expansion



FIXED INSTALLATION

