




INTENDED USE

OE Splice connectors are used to connect OE sections which do not have integral splice connections.

INSTRUCTION FOR USE

Attach the Splice loosely with self locking bolts in the recommended pattern as shown. Adjust, then tighten securely.

The splice connector with notches is recommended when splicing stainless steel ladders. All loading and conductivity testing according to IEC 61537 for OE ladders in HDG were performed using this arrangement.



User Guide for Bolts:
Recommended Torque