

INTENDED USE

Support bracket for SPB cable trays that can be fitted to a square hollow section (SHS) in combination with a U-bolt, Mekano® or directly on a wall using fasteners suitable for the wall construction.

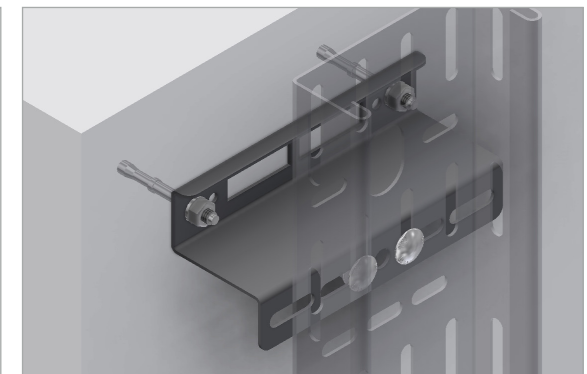


INSTRUCTION FOR USE

Directly on a wall: The bracket is fastened using 2 fasteners suitable for the wall construction.

Square hollow section: Attach loosely using U-bolt suitable for the SHS. Adjust and tighten securely.

Mekano®: Attach loosely using M10 self locking bolts. Adjust and tighten securely.

After the bracket is installed, a SPB cable tray can be fitted to the bracket using M6 bolts.



User Guide for Bolts:
Recommended Torque