



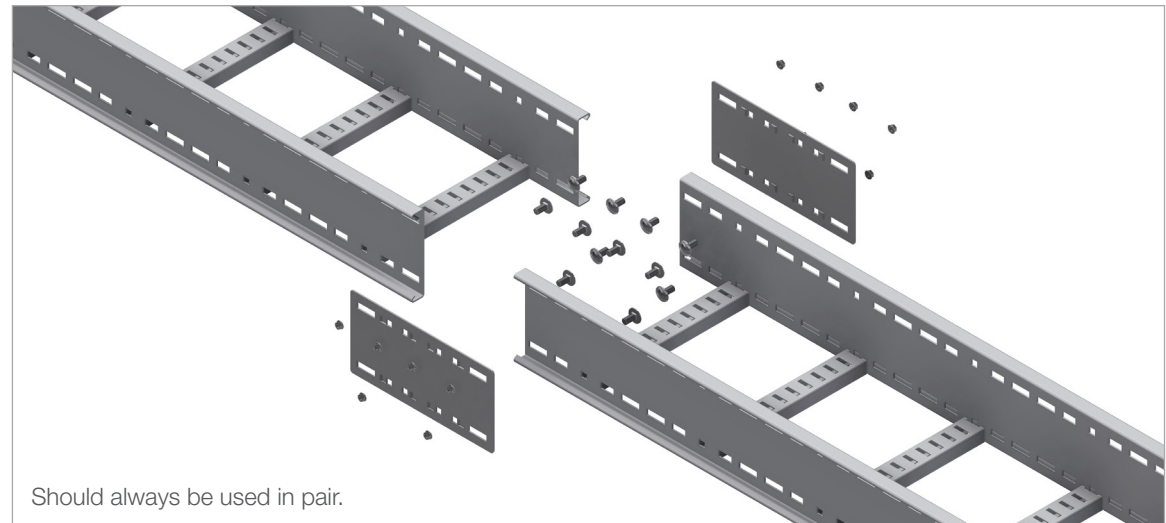
INTENDED USE

Splice Connector for attaching NEMA 20C Cable Ladders in SS. Two Splice Connectors are required for each connection between two Cable Ladders. One Splice Connector is required between a Cable Ladder and an OE fitting.

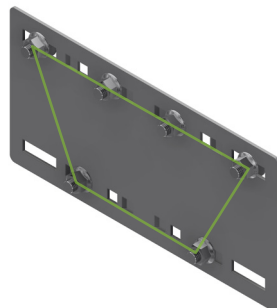
Joint plates for bolting that provides strong joints. OE150 SC-HD are recommended for long support distance, and for NEMA 20C applications.

INSTRUCTION FOR USE

Attach the splice loosely with self locking bolts in the recommended pattern shown below. Adjust, then tighten securely. All bolts should be fitted from the inside of the cable ladder prevent damage to cables.



Recommened bolt pattern:



User Guide for Bolts:
Recommended Torque