

## INTENDED USE

Adjustable Hinge for attaching two or more sections of horizontal SPB cable tray together. Can also be used for creating Tee- and Cross junctions. Design and bolt pattern may vary depending on the cable tray height.

## INSTRUCTION FOR USE

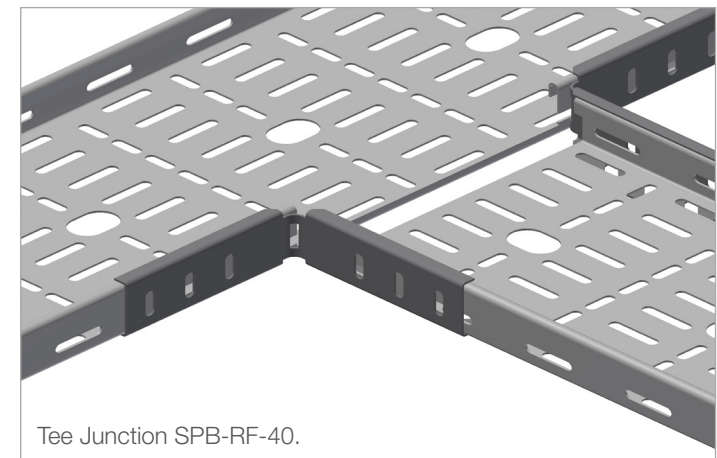
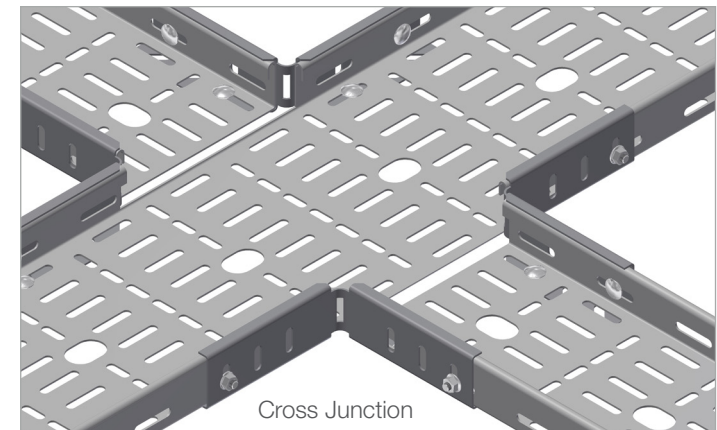
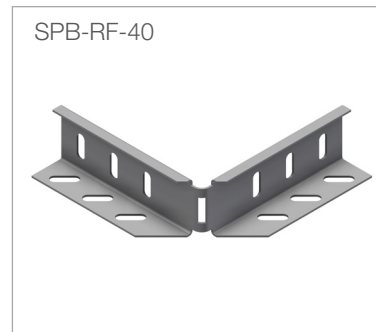
For 90° connections, the side rail(s) on the tray running continuously need to be cut.

Mark the junction and using a cutting wheel, remove the width of the ladder + 5 mm from the side rails.

Remove any rough edges.

Bend the hinges to the required angle. Fit loosely with self locking bolts.

Adjust all parts, then tighten the bolts securely.



User Guide for Bolts:  
Recommended Torque