


INTENDED USE

Splice connector with fixed angle for elevation change of OE Cable Ladder. Available in 30° and 45°.


INSTRUCTION FOR USE

Attach the Splice loosely with self locking bolts in the recommended pattern as shown. Adjust, then tighten securely.


Use Vertical Hinge when other angles are required. See User Guide ØI-RD-UG-EN-0007.



45° Splice Connector



30° Splice Connector



All bolts should be fitted from the inside of the Cable Ladder to prevent damage to cables.



User Guide for Bolts:
Recommended Torque